

**IT-007R**

**Input Tool**

# **User's Manual**

Read this User's Manual thoroughly  
before operating the instrument. After reading,  
retain it close at hand for future reference.

**Mitutoyo**

Sixth Edition May 2023  
Fifth Edition May 2018  
Fourth Edition March 2016  
Third Edition November 2011  
Second Edition September 2011  
First Edition June 2003

This manual is subject to change without notice for improvement and other purposes.

© Copyright Mitutoyo Corporation 2002-2023

The product names and company names mentioned in this manual are registered trademarks or trademarks of their respective companies.

---

---

# CONVENTIONS USED IN THIS MANUAL

---

## Safety Precautions

To ensure that instruments are operated correctly and safely, Mitutoyo manuals use various safety signs (Signal Words and Safety Alert Symbols) to identify and warn against hazards and potential accidents.

The following symbols indicate **general** warnings:



Indicates an imminently hazardous situation which, if not avoided, will result in serious injury or death.



Indicates a potentially hazardous situation which, if not avoided, could result in serious injury or death.



Indicates a potentially hazardous situation which, if not avoided, may result in minor or moderate injury or property damage.

The following signs indicate **specific** warnings or prohibited actions, or indicate a mandatory action;



Alerts the user to a specific hazardous situation. The given example means "To warn of electricity".



Prohibits a specific actions. The given example means "Do not touch".



Specifies a mandatory action. The given example means "Connect an earth to the ground".

---

---

# CONVENTIONS USED IN THIS MANUAL

---

## Types of Notes

The following types of **notes** are used in this manual to help the operator obtain reliable measurement data through correct instrument operation.

---

**IMPORTANT** An *important note* provides information essential to use the product. You cannot disregard this note.

An *important note* is a type of precaution, which if neglected could result in degraded performance or accuracy, or instrument malfunction/failure.

---

**NOTE** A *note* provides information to be especially noted or supplemented to use the product.

A *note* also supplies information to be noted for specific operations (e.g., memory limitation, instrument configuration, or details that apply to specific versions of a program).

---

**TIP** A *tip* is a type of note that helps the user to apply the operation method and procedures to his or her specific conditions.

A *tip* also indicates the reference destination if there is information to be referred to.

---

The specifications and information in this manual are subject to change without notice.

**Copyright © 2002-2023 Mitutoyo Corporation. All rights reserved.**

## Safety Precautions

---

- This user's manual provides important information on safe use of the Input Tool (IT-007R). Read the user's manual thoroughly before using this instrument. Especially, read carefully the "Precautions for Use" given at the beginning of this manual to fully understand them for better use of the instrument. Store this manual in a safe place for future reference as necessary while the instrument is in service. Mitutoyo has paid due attention to ensure the safe use of this instrument without any harm to the properties of the customers.
- Operate the instrument according to this manual.

---

## Precautions for Use

---

**IMPORTANT** To ensure safe operates with this instrument, check the following items prior to use.

The Input Tool operates with the power supplied form the PC connected. Depending on the manufacturers or models, PCs may generate significant interference noise. Be sure to check that the entire system operates normally before starting measurement. Check the system according to the following procedure.

- 1)Connect the Input tool to measuring tool and the PC (or equivalent),then turn the PC on.(It needs not to open the data input window.)
- 2)Zero set the measuring tool.(Refer to the respective User's Manual)
- 3)Open the measuring faces(contact point)to the point of workpiece insertion, then close them to the original zero point. Check to be sure that the measuring tool displays zero.
- 4)Repeat step 3 for 5 times. If the measuring tool repeats zero for each time, you may safely use the system for measurement.
- 5)In the event that the instrument malfunction should result, please contact Mitutoyo office.



### CAUTION

- If a malfunction is not solved with switches, remove the cables and connect them again.
- Wait more than one second before outputting the data with the “Input Tool for RS232C” after the completion of previous data output to avoid outputting an error data.

Fig.1 Do not use this product at site where it may be subjected to water or oil.

Fig.2 Do not leave this product at site where it may be subjected to direct sunlight, in the car, near the heat or extremely cold places.

Fig.3 Do not drop this product.

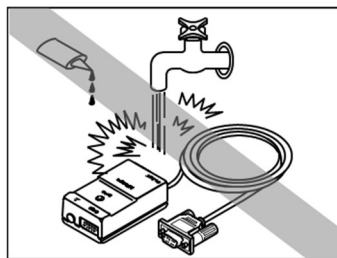


Fig. 1




Fig. 2




Fig. 3

---

# Conventions for Describing Software Operation

---

Microsoft, Windows, Windows Vista and Excel are registered trademarks and/or trademarks of Microsoft Corporation in the United States and/or other countries.

## WARRANTY

---

<b>Mitutoyo</b>	<b>Mitutoyo Corporation</b> 20-1, Sakado 1-chome, Takatsu-ku, Kawasaki-shi, Kanagawa 213-8533, Japan Phone(044)813-8230
<b>ONE YEAR WARRANTY</b>	
Product Name _____	Code No. _____
Serial No. _____	Date Purchased _____
<p>Mitutoyo Corporation conducts an own Quality management system based on the requirements of ISO 9001. This product conforms to the Mitutoyo inspection standard, and the standard (s) used for the calibration is /are traceable to the national standard (s).</p> <p>In the event that this product should fail within one (1) year from the original date of purchase through normal use conforming to the User's Manual provided with the product and Warning Label(s) on the product, we will repair or replace at our option, free of charge, upon its prepaid return to Mitutoyo with this WARRANTY card.</p> <p>※Purchaser is requested to fill the blank above and retain the warranty card at hand. <b>Return card only when requesting Warranty Service.</b></p> <p style="text-align: right;"><i>Y. Takahashi</i> Quality Assurance Department Y. Takahashi Manager</p> <p>This warranty shall not apply if the product and consumables have been subject to fair wear and tear, abuse through misuse or improper use/handling/storage/maintenance/service/repair or through adaptation/modification by the original purchase or any third party without prior written consent of Mitutoyo or as a result of damage by an actual disaster or circumstances beyond the control of Mitutoyo. <b>To obtain service under this warranty the product must be returned to the store/dealer you purchased from along with the warranty card.</b> Any postage, insurance, or shipping charges incurred in returning the product for service are the responsibility of the purchaser.</p> <p>※This warranty is not transferable and is only valid within the country of the original purchase.</p> <p>※You may have additional rights under the laws of country of original purchase that do not allow the exclusion of implied warranties of the exclusion or limitation of certain damages. If these laws apply, Mitutoyo's limitations and exclusions may not apply to you.</p>	

---

## Disclaimer

---

IN NO EVENT WILL MITUTOYO, ITS AFFILIATED AND RELATED COMPANIES AND SUPPLIERS BE LIABLE FOR ANY LOST REVENUE, PROFIT, OR DATA, OR FOR SPECIAL, DIRECT, INDIRECT, CONSEQUENTIAL, INCIDENTAL, OR PUNITIVE DAMAGES HOWEVER CAUSED AND REGARDLESS OF THE THEORY OF LIABILITY ARISING OUT OF THE USE OF OR INABILITY TO USE OF THE SOFTWARE PRODUCT EVEN IF MITUTOYO, ITS AFFILIATED AND RELATED COMPANIES AND/OR SUPPLIERS HAVE BEEN ADVISED OF THE POSSIBILITY OF SUCH DAMAGES.

If, notwithstanding the other provisions of this EULA, Mitutoyo, its affiliated and related companies and/or its suppliers are found to be liable to Customer for any damage or loss which arises out of or is in any way connected with use of the Software Product by Customer, in no event shall Mitutoyo's and/or its affiliated and related companies' and suppliers' liability to Customer, whether in contract, tort (including negligence), or otherwise, exceed the price paid by Customer for the Software Product only. The foregoing limitations shall apply even if the above-stated warranty fails of its essential purpose.

The foregoing limitations shall apply even if the above-stated warranty fails of its essential purpose.

BECAUSE SOME COUNTRIES, STATES OR JURISDICTIONS DO NOT ALLOW THE EXCLUSION OR THE LIMITATION OF LIABILITY FOR CONSEQUENTIAL OR INCIDENTAL DAMAGES, IN SUCH COUNTRIES, STATES OR JURISDICTIONS, MITUTOYO'S, ITS AFFILIATED AND RELATED COMPANIES' AND SUPPLIERS' LIABILITY SHALL BE LIMITED TO THE EXTENT PERMITTED BY LAW.

## Export Control Compliance

---

This product falls into the Catch-All-Controlled Goods and/or Catch-All-Controlled Technologies (including Programs) under Category 16 of Appended Table 1 of Export Trade Control Order or under Category 16 of Appended Table of Foreign Exchange Control Order, based on Foreign Exchange and Foreign Trade Act of Japan.

If you intend re-export of the product from a country other than Japan, re-sale of the product in a country other than Japan, or re-providing of the technology (including Programs), you shall observe the regulations of your country.

Also, if an option is added or modified to add a function to this product, this product may fall under the category of List-Control Goods, List-Control Technology (including Programs) under Category 1 – 15 of Appended Table 1 of Export Trade Control Order or under Category 1 - 15 of Appended Table of Foreign Exchange Control Order, based on Foreign Exchange and Foreign Trade Act of Japan. In that case, if you intend re-export of the product from a country other than Japan, re-sale of the product in a country other than Japan, or re-providing of the technology (including Programs), you shall observe the regulations of your country. Please contact Mitutoyo in advance.

---

## Notes on Export to European Countries

---

When you intend exporting of this product to any of the European countries, it may be required to provide User's Manual(s) in English and Declaration of Conformity in English (in some cases, the official language of the country to be exported). For detailed information, please contact Mitutoyo in advance.

## Electromagnetic Compatibility(EMC)

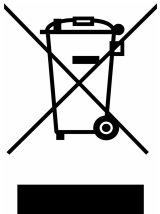
---

This product complies with the EMC Directive and the UK Electromagnetic Compatibility Regulations; however, if this receives electromagnetic interference that exceeds these requirements, it will be out of warranty and require appropriate measures.

This product is an industrial product, and is not intended to be used in residential environment. If this product is used in residential environment, this product may cause electromagnetic interference with other instruments. In such a case, it is required to take appropriate measures for preventing such electromagnetic interference.

## Disposal of Old Electrical & Electronic Equipment (Applicable in the European Countries with Separate Collection Systems)

---



This symbol on the product or on its packaging is based on WEEE Directive (Directive on Waste Electrical and Electronic Equipment), and this symbol indicates that this product shall not be treated as household waste.

To reduce the environmental impact and minimize the volume of landfills, please cooperate in reuse and recycle.

For how to dispose of the product, please contact the agent where you purchased the product or a Mitutoyo sales office.



---

## Conventions Concerning Korea Certification

### / 한국 규제 (KC)에 관한 표기

---

#### Notes for users / 사용자안내문

Models	Notes for users
Class A equipment (Materials for professional broadcasting and communications equipment)	Retailers and users should note that this equipment is professional-use only (class A) electron wave compliant equipment and not for household use.

기종별	사용자안내문
A급 기기 (업무용 방송통신기자재)	이 기기는 업무용(A급)전자파적합기기로서 판매자 또는 사용자는 이 점을 주의하시기 바라며, 가정외의 지역에서 사용하는 것을 목적으로 합니다.

#### Service location in Korea / A/S 서비스

Mitutoyo Korea Corporation

Address : (Sanbon-Dong, Geumjeong High View Build.), 6F, 153-8, Ls-Ro, Gunpo-Si, Gyeonggi-Do, 15808 KOREA

한국미쓰도요주식회사

주소 : (15808) 경기도 군포시 엘에스로 153-8 (산본동, 금정하이뷰 6층)

<http://www.mitutoyokorea.com/>

---

# CONTENTS

---

CONVENTIONS USED IN THIS MANUAL .....	i
Safety Precautions .....	ii
Precautions for Use.....	iii
Conventions for Describing Software Operation .....	iv
WARRANTY .....	iv
Disclaimer .....	v
Export Control Compliance .....	v
Notes on Export to EU Member Countries.....	vi
Electromagnetic Compatibility .....	vi
Disposal of Old Electrical & Electronic Equipment.....	vi
Conventions Concerning Korea Certification / 한국 규제 (KC)에 관한 표기 .....	vii
CONTENTS .....	viii
1 Introduction .....	1-1
1.1 Input Tool for RS-232C .....	1-1
1.1.1 Applicable models .....	1-1
1.1.2 Name and function of each part.....	1-1
1.1.3 System connection method .....	1-2
1.1.4 How to connect a Mitutoyo Digimatic measuring instrument .....	1-2
1.1.5 PC software for importing data .....	1-4
2 Specifications .....	2-1
2.1 Specifications .....	2-1
2.2 Table1 List of Connecting Cables .....	2-3

Service Network

# 1

## Introduction

This chapter explains the Input Tool practical operating procedure

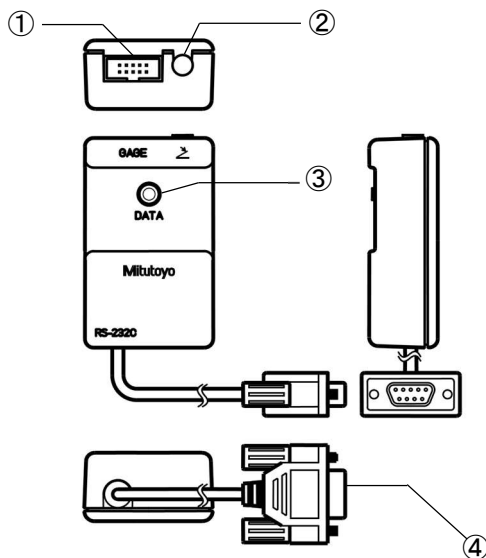
### 1.1 Input Tool for RS-232C

- Measuring instrument data can be inputted via the personal computer RS-232C connector.
- Automatic measurement and control can be performed because the personal computer can issue a data request.

#### 1.1.1 Applicable models

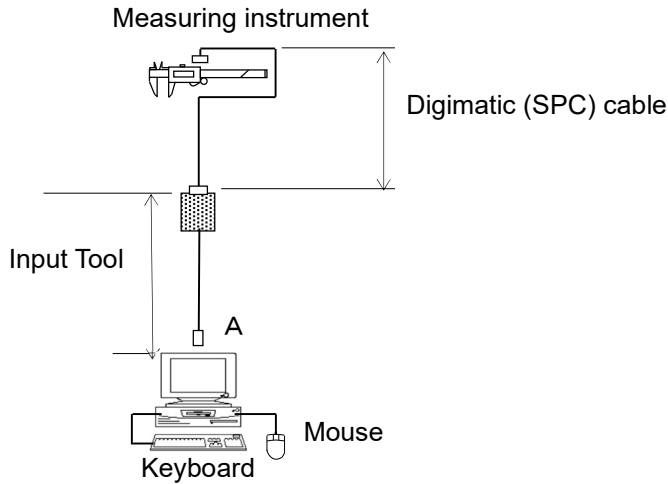
PC/AT, PC/AT-compatible, and compatible machines (including notebook type) with an RS-232C interface.

#### 1.1.2 Name and function of each part



- ① Digimatic (SPC) 10-pin connector  
: Connection with the Mitutoyo Digimatic (SPC) cable.  
Refer to section 2.2 Table 1 List of Digimatic (SPC) cables.
- ② Foot switch jack  
: For connection with the foot switch No.937179T (optional).
- ③ DATA button  
: Press to acquire data.
- ④ D-sub 9-pin female connector  
: connect to the RS-232C connector of the personal computer.

### 1.1.3 System connection method



**CAUTION** Depending on the personal computer used, a commercial conversion connector/cable may be required at (A) .

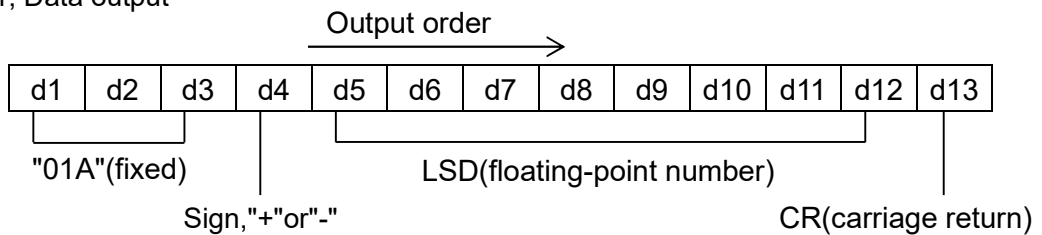
Use straight-type conversion cable.

### 1.1.4 Data acquisition method

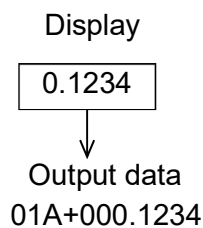
- Press the DATA button on the measuring instrument, Digimatic (SPC) cable, or Input Tool main unit so the personal computer can read the data. The data can also be acquired if the data request signal (a single, optional character) is sent from the personal computer.

\* Data format

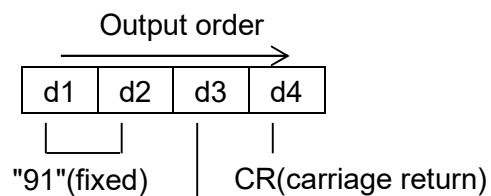
1, Data output



2, Data format example




3, If an error code is outputted



Error code number

- 1: If data is not inputted
- 2: If input data is not formatted

## 4, Request format example



**CAUTION** d1~d13 are respectively represent one byte.

## \* Connector specifications

PinNo.	Symbol	Signal line name <sup>*1</sup>	Direction <sup>*2</sup>	Power <sup>*3</sup>
1	(N.C.)	(No connect)	(None)	
2	RXD	Received Data	Output	
3	TXD	Transmitted Data	Input	
4	DTR	Data Terminal Ready	Input	Input
5	GND	Ground	-	Ground
6	DSR	Data Set Ready	Output	
7	RTS	Request To Send	Input	Input
8	CTS	Clear To Send	Output	
9	(N.C.)	(No connect)	(None)	

\*1: The signal line name is from the perspective connected to a PC.

**CAUTION** \*2: The direction of the input and output is viewed from the Input Tool.

\*3: This signal line is used as a power supply of the Input Tool.

**THESE SIGNAL LINES MUST BE CONNECTED.**

## \* Communication specifications

Output signal level	: Conforms to RS-232C standard
Communication method	: Full-duplex
Baud rate	: 2400 bps
Bit configuration	: start bit 1 bit data bits 8 bits parity bit none stop bit 1 bit
X parameter	: Disables control
S parameter	: Disables input/output
Home position	: DCE (modem specification)

**IMPORTANT** •To ensure stable data input, assign a data input interval of approximately one second. A shorter interval may result in a data error. If an error results, an appropriate error handling procedure must be executed in a program.

•A few seconds of power accumulation time is required before starting data input.

---

\* Sample program (press any key to acquire data, press "0" to terminate) with NEC's N88BASIC (MS-DOS version).

```
100 '<SAMPLE PROGRAM> ' baud rate is fixed at 2400 bps.
110 OPEN "COM1:N81NN" AS #1          ' opening the RS-232C
communication line
120 INPUT WAIT 30," 0 = END ";B$    ' 3-second power accumulation,
display of operation method
130 A$=INKEY$                        ' wait for key input
140 WHILE A$<>"0"                    ' "0" for termination
150   A$=""
160   WHILE A$=""
170     A$=INKEY$
180     IF LOC(1)>0 THEN A$="1"
190   WEND
200   CNT=CNT+1                      ' count up starts if any key is
pressed.
210   PRINT #1,"1"                  ' sends a DATA request signal.
220   INPUT #1,B$                   ' receives DATA.
230   WHILE LEFT$(B$,3)<>"01A"      ' error handling
240     B$=MID$(B$,2)               ' if the DATA button is pressed.
250   WEND
260   PRINT CNT,B$,VAL(MID$(B$,4,9)) ' screen display
270 WEND
280 CLOSE #1
290 END                              ' end of program
```

### 1.1.5 PC software for importing data

---

**IMPORTANT** •One of the following ways can be chosen:

- 1.Creating software by yourself.
  - 2.Purchasing MITUTOYO software which can import the data stated in item 1.2.5.
  - 3.Choosing software on the market.
- 

\* For information about the applicable software for RS-232C communication, contact the following.

---

Orange house Co.,Ltd.

Phone: 81-820-74-3887

Facsimile: 81-820-74-2187

<http://www.orangehousejapan.com/>

# 2

## Specifications

This chapter describes the specifications of each part of the Input Tool.

### 2.1 Specifications

Power supply	: Supplied from the personal computer via the RS-232C connector to accumulate power for control signals.
Data transfer speed	: Fixed at 2400 bps
Response speed	: 1 session/second
Compatible OS	: MS-DOS, Windows 3.1, Windows 95, Windows 98, Windows 98SE, Windows 2000, Windows Me, Windows XP, Windows Vista, Windows 7, Windows 8/8.1, Windows 10, Windows 11, Pocket PC 2002, Windows Mobile 2003, Windows Mobile 2003SE, Windows Mobile 5.0, Windows Mobile 6.0, Windows Mobile 6.1.
Connector standard	: D-sub 9-pin female (cable)
External dimensions	: W44.0mm × D77.0mm × H23.5mm (Main unit)
Cable length	: 0.9m
Mass	: 74g
Operation	: 0°C ~ 40°C
Storage temperature	: -10°C ~ 60°C
CE marking/UKCA marking	: EMC Directive/Electromagnetic Compatibility Regulations: EN IEC 61326-1 Immunity test requirement: Clause 6.2 Table 2 Emission limit: Class B RoHS Directive/The Restriction of the Use of Certain Hazardous Substances in Electrical and Electronic Equipment Regulations: EN IEC 63000

---

A display value on this product may flicker or disappear temporarily due to electromagnetic interference caused by electrostatic discharge. However, this product will return to normal after removing the interference.  
External power supply models may not acquire correct measurement data due to electromagnetic interference acting on the AC or DC power line.  
If this is the case, check the circumference of the power line and then perform measurement again.  
External power supply models will be turned off automatically if a brownout occurs. However, this product will return to normal after the recovery from the low voltage.

For the EU Directive



Authorized representative and importer in the EU:  
Mitutoyo Europe GmbH  
Borsigstrasse 8-10, 41469 Neuss, Germany

For the UK Regulation



Authorized representative and importer in the UK:  
Mitutoyo (UK) Ltd.  
Joule Road, West Point Business Park, Andover, Hampshire SP10 3UX, UNITED KINGDOM



## Table 1 List of Digimatic (SPC) cables

Connector type	Cable length: Part No.	Applicable Digimatic measuring instrument (with output)	
		Series No.	Product name.
1) Flat, Straight	1m:905338 2m:905409	192 500 543 543	· Digimatic Height Gage HDM-A, HDM-AX, HD-AX · Digimatic Caliper · Digimatic Indicator IDS · ABS Digimatic Indicator ID-C (only (1) can be used)
2) Flat, L-shape (cable outlet is back)	1m:905689 2m:905690	547 550	· Digimatic Depth Gage · Digimatic Caliper
3) Flat, L-shape (cable outlet is right)	1m:905691 2m:905692	551 552 570	· Digimatic Caliper · Digimatic Carbon Fiber Caliper · Digimatic Height Gage HDS
4) Flat, L-sharp (cable outlet is left)	1m:905693 2m:905694	572 574 575 811	· Digimatic Length Measuring Unit · Heightmatic Height Gage HDF-N · Digimatic Indicator ID-U · Hardmatic HH-300
5) Straight type with output button	1m:959149 2m:959150	500 571 572 573	· ABS Digimatic Caliper CD-C/CX · ABS Digimatic Depth Gage VDS-DCX · ABS Digimatic Length Measuring Unit SD (including ABS-type dedicated calipers) · ABS Digimatic Caliper CD-SC
6) Water-proof type with output button	1m: 05CZA624 2m: 05CZA625	500 500 500 550 551 552  571 572 573	· ABS Coolant Proof Caliper CD-PM/GM · Super Caliper CD-S_PM · ABS Coolant Proof Caliper CD-PMX · ABS Coolant Proof Caliper CDC-P_PMX · ABS Coolant Proof Caliper CDN-P_PMX · ABS Coolant Proof Carbon Fiber Caliper CFC-G/GL/GC/GU · ABS Coolant Proof Depth Gage VDS-PMX · ABS Coolant Proof Digimatic Scale Unit SD-G · ABS Coolant Proof Exclusive Caliper NTD-PMX
7) Water-proof type with output button	1m: 05CZA662 2m: 05CZA663	293 293 293  314 329 343 345 350  369 406 422 468	· QuantuMike MDE-MJ · Coolant Proof Micrometer MDC-MJ/MJT · Coolant Proof Exclusive Micrometer (The end of the mark is -MJ/MJB) · Digimatic Exclusive Micrometer VM-M · Digimatic Exclusive Micrometer DMC-M · Digimatic Exclusive Micrometer OMP-M · Digimatic Exclusive Micrometer IMP-M · Coolant Proof Digimatic Micrometer Head MHN-MJ/MJN · Digimatic Exclusive Micrometer PDM-M · Digimatic Exclusive Micrometer OMV-M · Digimatic Exclusive Micrometer BLM-M · Digimatic Holtest HTD

Connector type	Cable length: Part No.	Applicable Digimatic measuring instrument (with output)	
		Series No.	Product name.
8) Round 6-pin type	1m:937387 2m:965013	121 164 227  227 227 293 293 329 337 339 345 350 468 515 568 810	<ul style="list-style-type: none"> <li>· Digimatic Bench Micrometer BD</li> <li>· Digimatic Micrometer Head MHD-M/CM</li> <li>· Adjustable Measuring force Digimatic Micrometer CLM</li> <li>· Digimatic Disk Micrometer CLM-DK</li> <li>· Digimatic Micrometer Head CLM-MH</li> <li>· Quickmike</li> <li>· Digimatic Micrometer MDC</li> <li>· Digimatic Depth Micrometer DMC-DM</li> <li>· Digimatic Inside Micrometer Extension Rod Type IMZ-M</li> <li>· Digimatic Inside Micrometer Extension Pipe Type IMJ-M</li> <li>· Digimatic Inside Micrometer Caliper Type IMP-DM</li> <li>· Digimatic Micrometer Head MHN-DM/M/CM (including ABS-type dedicated calipers)</li> <li>· Digimatic Micrometer Holtest HTD</li> <li>· Digimatic Height Master HME</li> <li>· Borematic SBM-C</li> <li>· Hardness Testers HM-100/200, HV-100, HR-500, HH-411</li> </ul>
9) Flat 10-pin type	1m:936937 2m:965014	174 178 179 211 211  302 303 318 515 518 519 542 543 544	<ul style="list-style-type: none"> <li>· KC Counter (with Digimatic code output)</li> <li>· Surftest SJ-201/301/401, SV-400</li> <li>· Digiderm DGE</li> <li>· Roundtest RA-112/122</li> <li>· Roundtest RA-300/400 (with dedicated electronic analysis unit)</li> <li>· Precision Profile Projector PJ-3000</li> <li>· Precision Profile Projector PJ-500</li> <li>· Litematic VL</li> <li>· Digital Cera-Height Master HMD</li> <li>· Linear Height QMH-S</li> <li>· Digital Mu-Checker</li> <li>· Linear Gage Counter EB, EC-D, EF</li> <li>· Digimatic Indicator ID-F/H</li> <li>· Laser Scan Micrometer LSM</li> </ul>
10) Flat straight water-proof type	1m:21EAA194 2m:21EAA190	543	· ABS Digimatic Indicator ID-N, ID-B
11) L type with output switch(cable outlet is right)	1m:04AZB512 2m:04AZB513	293 389	<ul style="list-style-type: none"> <li>· Digimatic Micrometer</li> <li>· Digimatic Micrometer</li> </ul>
12) Straight standard type	1m:06AGL011 2m:06AGL021	543	· Digimatic Indicator ID-CNX/FNX

\* The appearance, specification, and price of the Digimatic (SPC) cables may be subject to change for improvement without notice.

---

MEMO

# SERVICE NETWORK

\*As of June 2023

## Europe

### Mitutoyo Europe GmbH

Borsigstrasse 8-10, 41469 Neuss, GERMANY  
TEL: 49(0)2137 102-0 FAX: 49(0)2137 102-351

### Mitutoyo CTL Germany GmbH

Von-Gunzert-Strasse 17, 78727 Oberndorf, GERMANY  
TEL: 49(0)7423 8776-0 FAX: 49(0)7423 8776-99

### KOMEG Industrielle Messtechnik GmbH

Zum Wasserwerk 3, 66333 Völklingen, GERMANY  
TEL: 49(0)6898 91110 FAX: 49(0)6898 9111100

## Germany

### Mitutoyo Deutschland GmbH

Borsigstrasse 8-10, 41469 Neuss, GERMANY  
TEL: 49(0)2137 102-0 FAX: 49(0)2137 86 85

### M<sup>3</sup> Solution Center Hamburg

Tempowerkring 9 im HIT-Technologiepark 21079 Hamburg, GERMANY

TEL: 49(0)40 791894-0 FAX: 49(0)40 791894-50

### M<sup>3</sup> Solution Center Berlin

Ernst-Lau-Straße 6, 12489 Berlin, GERMANY  
TEL: 49(0)30 2611 267 FAX: 49 30 67988729

### M<sup>3</sup> Solution Center Eisenach

Neue Wiese 4, 99817 Eisenach, GERMANY  
TEL: 49(0)3691 88909-0 FAX: 49(0)3691 88909-9

### M<sup>3</sup> Solution Center Ingolstadt

Marie-Curie-Strasse 1A, 85055 Ingolstadt, GERMANY  
TEL: 49(0)841 954920 FAX: 49(0)841 9549250

### M<sup>3</sup> Solution Center Leonberg

Am Längenbühl 3, 71229 Leonberg, GERMANY  
TEL: 49(0)7152 6080-0 FAX: 49(0)7152 608060

### Mitutoyo Deutschland GmbH - Small Tool Sales Division

Heidenheimer Strasse 14, 71229 Leonberg, GERMANY  
TEL: 49(0)7152 9237-0 FAX: 49(0)7152 9237-29

## U.K.

### Mitutoyo (UK) Ltd. HQ

Joule Road, West Point Business Park, Andover, Hampshire  
SP10 3UX, UNITED KINGDOM

TEL: 44(0)1264 353123 FAX: 44(0)1264 354883

### Coventry M<sup>3</sup> Solution Centre

Unit6, Banner Park, Wickmans Drive, Coventry,  
West Midlands CV4 9XA, UNITED KINGDOM

TEL: 44(0)2476 426300

### Halifax M<sup>3</sup> Solution Centre

Lowfields Business Park, Navigation Close, Elland, West  
Yorkshire HX5 9HB, UNITED KINGDOM

TEL: 44(0)1422 375566

### East Kilbride M<sup>3</sup> Solution Centre

The Bairds Building, Rankine Avenue, Scottish Enterprise  
Technology Park, East Kilbride G75 0QF, UNITED  
KINGDOM

TEL: 44(0)1355 581170

## France

### Mitutoyo France

Paris Nord 2-123 rue de la Belle Etoile, BP 59267 ROISSY EN  
FRANCE 95957 ROISSY CDG CEDEX, FRANCE

TEL: 33(0)149 38 35 00

### M<sup>3</sup> Solution Center LYON

Parc Mail 523, cours du 3ème millénaire, 69791 Saint-Priest,  
FRANCE

TEL: 33(0)149 38 35 70

### M<sup>3</sup> Solution Center STRASBOURG

Parc de la porte Sud, Rue du pont du péage, 67118  
Geispolsheim, FRANCE

TEL: 33(0)149 38 35 80

### M<sup>3</sup> Solution Center CLUSES

290 Avenue des Lacs, 74950 Scionzier, FRANCE  
TEL: 33(0)1 49 38 35 90

### M<sup>3</sup> Solution Center TOULOUSE

Aeroparc Saint Martin Cellule B08  
ZAC de Saint Martin du Touch 12 rue de Caulet  
31300 Toulouse, FRANCE

TEL: 33(0)1 49 38 42 90

### M<sup>3</sup> Solution Center RENNES

2, rue Claude Chappe, PA le Vallon - ZAC Mivoie, 35230  
Noyal-Châtillon-sur-Seiche, FRANCE

TEL: 33(0)1 49 38 42 10

## Italy

### Mitutoyo Italiana S.r.l.

Corso Europa, 7 - 20045 Lainate (MI), ITALY  
TEL: 39 02 935781 FAX: 39 02 93578255

### M<sup>3</sup> Solution Center BOLOGNA

Via dei Carpini1/A - 40011 Anzola Emilia (BO), ITALY  
TEL: 39 02 93578215 FAX: 39 02 93578255

### M<sup>3</sup> Solution Center CHIETI

Contrada Santa Calcagna - 66020 Rocca S. Giovanni (CH),  
ITALY

TEL: 39 02 93578280 FAX: 39 02 93578255

### M<sup>3</sup> Solution Center PADOVA

Via G. Galilei 21/F - 35035 Mestrino (PD), ITALY  
TEL: 39 02 93578268 FAX: 39 02 93578255

## Netherlands

### Mitutoyo Nederland B.V.

Storkstraat 30, 3905 KX Veenendaal, THE NETHERLANDS  
TEL: 31(0)318-534911

### Mitutoyo Nederland B.V. / M<sup>3</sup> Solution Center Enschede

Institutenweg 50, 7521 PK Enschede, THE NETHERLANDS  
TEL: 31(0)318-534911

### Mitutoyo Nederland B.V. / M<sup>3</sup> Solution Center Eindhoven

De Run 1115, 5503 LB Veldhoven, THE NETHERLANDS  
TEL: 31(0)318-534911

### Mitutoyo Research Center Europe B.V.

De Rijn 18, 5684 PJ Best, THE NETHERLANDS  
TEL: 31(0)499-320200 FAX: 31(0)499-320299

## Belgium

### Mitutoyo Belgium N.V. / M<sup>3</sup> Solution Center Melsele

Schaarbeekstraat 20, B-9120 Melsele, BELGIUM  
TEL: 32(0)3-2540444

## Sweden

### Mitutoyo Scandinavia AB

Släntvägen 6, 194 61 Upplands Väsby, SWEDEN  
TEL: 46(0)8 594 109 50

### Mitutoyo Scandinavia AB / M<sup>3</sup> Solution Center Alingsås

Ångsvaktaregatan 3A, 441 38 Alingsås, SWEDEN  
TEL: 46(0)8 594 109 50

### Mitutoyo Scandinavia AB / M<sup>3</sup> Solution Center Värnamo

Kalkstensvägen 7, 331 44 Värnamo, SWEDEN  
TEL: 46(0)8 594 109 50

## Switzerland

### Mitutoyo (Schweiz) AG

Steinackerstrasse 35, 8902 Urdorf, SWITZERLAND  
TEL: 41(0)447361150

### Mitutoyo (Suisse) SA

Rue Galilée 4, 1400 Yverdon-les Bains, SWITZERLAND  
TEL: 41(0)244259422

# SERVICE NETWORK

\*As of June 2023

## Poland

### Mitutoyo Polska Sp.z o.o.

Ul.Graniczna 8A, 54-610 Wrocław, POLAND  
TEL: 48(0)71354 83 50 FAX: 48(0)71354 83 55

## Czech Republic

### Mitutoyo Česko s.r.o.

Dubská 1626, 415 01 Teplice, CZECH REPUBLIC  
TEL: 420 417-514-011 Email: info@mitutoyo.cz

### Mitutoyo Česko s.r.o. M<sup>3</sup> Solution Center Ivančice

Ke Karlovu 62/10, 664 91 Ivančice, CZECH REPUBLIC  
TEL: 420 417-514-011 Email: info@mitutoyo.cz

### Mitutoyo Česko s.r.o. M<sup>3</sup> Solution Center Ostrava Mošnov

Mošnov 314, 742 51 Mošnov, CZECH REPUBLIC  
TEL: 420 417-514-050 Email: info@mitutoyo.cz

### Mitutoyo Česko s.r.o. Slovakia Branch

Hviezdoslavova 124, 017 01 Povážská Bystrica, SLOVAKIA  
TEL: 421 948-595-590 Email: info@mitutoyo.sk

## Hungary

### Mitutoyo Hungária Kft.

Galamb József utca 9, 2000 Szentendre, HUNGARY  
TEL: 36 (30) 6410210

## Romania

### Mitutoyo Romania SRL

1A Drumul Garii Odai Street, showroom, Ground Floor,  
075100 OTOPENI-ILFOV, ROMANIA  
TEL: 40(0)311012088 FAX: 40(0)311012089

### Showroom in Brasov

Strada Ionescu Crum Nr.1, Brasov Business Park Turnul 1,  
Mezanin, 500446 Brasov-Judetul Brasov, ROMANIA  
TEL/FAX: 40(0)371020017

## Finland

### Mitutoyo Scandinavia AB Finnish Branch

Viherkiitäjä 2A, 33960, Pirkkala, FINLAND  
TEL: 358(0)40 355 8498

## Austria

### Mitutoyo Austria GmbH

Salzburger Straße 260 / 3A-4600 Wels, AUSTRIA  
TEL: 43(0) 7242 219 998

### Mitutoyo Austria GmbH Goetzis Regional showroom

Lastenstrasse 48a, 6840 Götzis, AUSTRIA

## Singapore

### Mitutoyo Asia Pacific Pte. Ltd.

### Head office / M<sup>3</sup> Solution Center

24 Kallang Avenue, Mitutoyo Building, SINGAPORE 339415  
TEL: (65)62942211 FAX: (65)62996666

## Malaysia

### Mitutoyo (Malaysia) Sdn. Bhd.

### Kuala Lumpur Head Office / M<sup>3</sup> Solution Center

Mah Sing Integrated Industrial Park, 4, Jalan Utarid U5/14,  
Section U5, 40150 Shah Alam, Selangor, MALAYSIA  
TEL: (60)3-78459318 FAX: (60)3-78459346

### Penang Branch office / M<sup>3</sup> Solution Center

30, Persiaran Mahsuri 1/2, Sunway Tunas, 11900 Bayan  
Lepas, Penang, MALAYSIA  
TEL: (60)4-6411998 FAX: (60)4-6412998

### Johor Branch office / M<sup>3</sup> Solution Center

70 (Ground Floor), Jalan Molek 1/28, Taman Molek, 81100  
Johor Bahru, Johor, MALAYSIA  
TEL: (60)7-3521626 FAX: (60)7-3521628

## Thailand

### Mitutoyo (Thailand) Co., Ltd.

### Bangkok Head Office / M<sup>3</sup> Solution Center

76/3-5, Chaengwattana Road, Kwaeng Anusaowaree, Khet  
Bangkaen, Bangkok 10220, THAILAND  
TEL: (66)2080 3500 FAX:(66)2521 6136

### Chonburi Branch / M<sup>3</sup> Solution Center

7/1, Moo 3, Tambon Bowin, Amphur Sriracha, Chonburi 20230,  
THAILAND

TEL: (66)2080 3563 FAX:(66)3834 5788

### ACC Branch / M<sup>3</sup> Solution Center

122/8, 122/9, Moo 6, Tambon Donhuaroh,  
Amphur Muangchomburi, Chonburi 20000, THAILAND  
TEL: (66)2080 3565

## Indonesia

### PT. Mitutoyo Indonesia

### Head Office / M<sup>3</sup> Solution Center

Jalan Sriwijaya No.26 Desa cibatu Kec. Cikarang Selatan Kab.  
Bekasi 17530, INDONESIA

TEL: (62)21-2962 8600 FAX: (62)21-2962 8604

### Batam Branch Office

Business Center Adhya Building 3rd Floor Kompleks Permata  
Niaga Blok A No. 1, Jalan jendral Sudirman  
Kelurahan Sukajadi, Kecamatan Batam Kota, Kepulauan  
Riau 29444, INDONESIA  
TEL: (62)-778-4888000

## Vietnam

### Mitutoyo Vietnam Co., Ltd

### Hanoi Head Office / M<sup>3</sup> Solution Center

1st & 2nd floor, MHDI Building, No. 60 Hoang Quoc Viet Road,  
Nghia Do Ward, Cau Giay District, Hanoi, VIETNAM  
TEL: (84)24-3768-8963 FAX: (84)24-3768-8960

### Ho Chi Minh City Branch Office / M<sup>3</sup> Solution Center

Unit No. B-00.07, Ground Floor, C1 Building, No. 6, Street D9,  
An Loi Dong Ward, Thu Duc City, Ho Chi Minh City,  
VIETNAM  
TEL: (84)28-3840-3489 FAX: (84)28-3840-3498

### Hai Phong City Branch Office

Room 511, 5th Floor, Thanh Dat 3 Building, No. 4 Le Thanh  
Tong Street, May To Ward, Ngo Quyen District, Hai Phong  
City, VIETNAM  
TEL:(84)22-5398-9909

## Philippines

### Mitutoyo Philippines, Inc.

### Head Office / M<sup>3</sup> Solution Center

Unit 1B & 2B LTI, Administration Building 1, Annex 1, North  
Main Avenue, Laguna Technopark, Binan Laguna 4024,  
PHILIPPINES  
TEL/FAX:(63) 49 544 0272

## India

### Mitutoyo South Asia Pvt. Ltd. Head Office

C-122, Okhla Industrial Area, Phase-1, New Delhi-110 020,  
INDIA  
TEL: (91) 11-40578485/86

### MSA Technical Center

Plot no. 65, Ground Floor, Udyog Vihar, Phase-4 Gurgaon,  
Haryana - 122016, INDIA  
TEL: (91) 124-2340286/287

### Mumbai Region Head office

303, Sentinel Hiranandani Business Park Powai, Mumbai-400  
076, INDIA  
TEL: (91) 22-25700684/685/837/839

# SERVICE NETWORK

\*As of June 2023

## **Pune Office / M<sup>o</sup> Solution Center**

G4/G5, Pride Kumar Senate, Off. Senapati Bapat Road, Pune-411 016, INDIA

TEL: (91) 20-25660043/44/45

## **Ahmedabad Office / M<sup>o</sup> Solution Center**

A-104 & A-105, First Floor, Solitaire Corporate Park, Near Divya Bhaskar Press, S.G. Road, Ahmedabad - 380 015, INDIA

TEL: (91)079 - 29704902/903

## **Bengaluru Region Head office / M<sup>o</sup> Solution Center**

116/117-2, Ground Floor, Sy. No. 93 & 94, 3rd Phase, Peenya Industrial Area, Bengaluru-560 058, INDIA

TEL: (91) 80-25630946/47/48/49

## **Coimbatore Office**

Regus, Srivari Srimath, 3rd Floor, Door No: 1045, Avinashi Road, Coimbatore - 641 018,INDIA

TEL: (91)9345005663

## **Chennai Office / M<sup>o</sup> Solution Center**

No. 624, Anna Salai Teyampet, Chennai-600 018, INDIA

TEL: (91) 44-24328823/24/25

## **Kolkata Office**

Unit No. 1208,Om Tower, 32,J.L.Nehru Road, Kolkata-700 071, INDIA

TEL: (91) 33-22267088/40060635/22266817

## **Taiwan**

### **Mitutoyo Taiwan Co., Ltd. / M<sup>o</sup> Solution Center Taipei**

4F., No.71, Zhouzi St., Neihu Dist.,Taipei City 114, TAIWAN

TEL: 886(2)5573-5900 FAX: 886(2)8752-3267

### **Taichung Branch / M<sup>o</sup> Solution Center Taichung**

1F., No. 299, Gaotie 1st Rd., Wuri Dist., Taichung City 414, TAIWAN

TEL:886(4)2338-6822 FAX:886(4)2338-6722

### **Kaohsiung Branch / M<sup>o</sup> Solution Center Kaohsiung**

1F., No.31-1, Haibian Rd., Lingya Dist., Kaohsiung City 802, TAIWAN

TEL: 886(7)334-6168 FAX: 886(7)334-6160

## **South Korea**

### **Mitutoyo Korea Corporation**

#### **Head Office / M<sup>o</sup> Solution Center**

(Sanbon-Dong, Geumjeong High View Build.), 6F, 153-8,

Ls-Ro, Gunpo-Si, Gyeonggi-Do, 15808 KOREA

TEL: 82(31)361-4200 FAX: 82(31)361-4201

#### **Busan Office / M<sup>o</sup> Solution Center**

(3150-3, Daejeo 2-dong) 8,Yutongdanji 1-ro 49beon-gil, Gangseo-gu, Busan, 46721 KOREA

TEL: 82(51)718-2140 FAX: 82(51)324-0104

#### **Daegu Office / M<sup>o</sup> Solution Center**

(Galsan-dong, Daegu Business Center), 301-Ho, 217, Seongseogongdan-ro, Dalseo-gu, Daegu 42704 KOREA

TEL: 82(53)593-5602 FAX: 82(53)593-5603

## **China**

### **Mitutoyo Measuring Instruments (Shanghai) Co., Ltd.**

8th Floor, Tower 1 Lujiazui Jinkong Square No.1788/1800 Century Ave., Pudong New District, Shanghai 200122, CHINA

TEL: 86(21)5836-0718 FAX: 86(21)5836-0717

### **Suzhou Office / M<sup>o</sup> Solution Center China (Suzhou)**

1/2 Floor, Building 4, No.175 Songbei Road, Suzhou Free Trade Zone, Suzhou City, Jiangsu 215000, CHINA

TEL: 86(512)6522-1790 FAX: 86(512)6251-3420

### **Wuhan Office / M<sup>o</sup> Solution Corner**

Room 1701, Wuhan Wanda Center, No. 96, Linjiang Road, Wuchang District, Wuhan Hubei 430060, CHINA

TEL: 86(27)8544-8631 FAX: 86(27)8544-6227

## **Chengdu Office**

Room 1-102, 1st Floor, Unit 1, Building 1, No. 24, Wannian Road (Wanniancang Cool), Chenghua District, Chengdu City, Sichuan 610056, CHINA

TEL: 86(28)8671-8936 FAX: 86(28)8671-9086

## **Hangzhou Office**

Room 804, Eastern International Business Center Building 1, No.600 Jinsha Road of Hangzhou Economic and Technological Development Zone, 310018, CHINA

TEL: 86(571)8288-0319 FAX: 86(571)8288-0320

## **Tianjin Office / M<sup>o</sup> Solution Center China (Tianjin)**

Room D 12/F, TEDA Building, No.256 Jie-fang Nan Road Hexi District,Tianjin 300042, CHINA

TEL: 86(22)5888-1700 FAX: 86(22)5888-1701

## **Changchun Office**

Room 815, 8F, Building A1, Upper East International No.3000 Dongsheng Street, Erdao District, Changchun, Jilin, 130031, CHINA

TEL: 86(431)8192-6998 FAX: 86(431)8192-6998

## **Chongqing Office**

Room 1312, Building 3, Zhongyu Plaza, No.86, Hongjin Avenue, Longxi Street, Yubei District, Chongqing, 400000, CHINA

TEL: 86(23)6595-9950 FAX: 86(23)6595-9950

## **Qingdao Office**

Room 638, 6F, No.192 Zhengyang Road, Chengyang District, Qingdao, Shandong, 266109, CHINA

TEL: 86(532)8096-1936 FAX: 86(532)8096-1937

## **Xi'an Office**

Room 805, Xi'an International Trade Center, No. 196

Xiaozhai East Road, Xi'an, 710061, CHINA

TEL: 86(29)8538-1380 FAX: 86(29)8538-1381

## **Dalian Office / M<sup>o</sup> Solution Center China (Dalian)**

Room A-106 Shuijing SOHO, No.16 Harbin Road,Economic Development Zone,Dalian, 116600 CHINA

TEL: 86(411)8718 1212 FAX: 86(411)8754-7587

## **Zhengzhou Office**

Room1801,18/F,Unit1,Building No.23, Shangwu Inner Ring Road, Zhengdong New District,Zhengzhou City, Henan 450018, CHINA

TEL: 86(371)6097-6436 FAX: 86(371)6097-6981

## **Dongguan Office / M<sup>o</sup> Solution Center China (Dongguan)**

Room 801, No 65, Chang'an Section Guanchang Road, Chang'an Town, Dongguan City, Guangdong 523841, CHINA

TEL: 86(769)8541 7715 FAX: 86(769)-8541 7745

## **Fuzhou Office**

Unit 03, 7th floor of East Tower, Sansheng International Center, No.118 Wusi Road, Gulou Distrit, Fuzhou City, Fujian 350001, CHINA

TEL: 86 (591) 8761 8095 FAX: 86 (591) 8761 8096

## **Changsha Office**

Room 2207, Building 1, Shiner International Plaza, No. 88, Kaiyuan Middle Road, Changsha City, Hunan 410100, CHINA

TEL: 86 (731) 8401 9276 FAX: 86 (731) 8401 9376

## **Changzhou Office**

Room 1502, Joint Financial Tower, No.255, Tongjiang North Road, Tianning District, Changzhou City, Jiangsu 2130002, CHINA

TEL:86(519)8815 8319 FAX:86(519)8815 8319

## **Wenzhou Office**

Room 512, Building 4, Xinjingdujiayuan, Sanyang Street, Ouhai District, Wenzhou City, Zhejiang 325014, CHINA

TEL: 86(577)8641 5280

# SERVICE NETWORK

\*As of June 2023

## Shunde Office

Room 1603, Buliding 26, Vanke Golden Riverside Plaza Phase II, No.13 Mid DeSheng Road, ShunDe District, Foshan City, Guangdong 528300, CHINA  
TEL/FAX: 86(757)2228 8621

## Mitutoyo Measuring Technology (Suzhou) Co., Ltd.

1/2 Floor, Building 4, No.175 Songbei Road, Suzhou Free Trade Zone, Suzhou City, Jiangsu 215000, CHINA  
TEL: 86(512)6252-2660 FAX: 86(512)6252-2580

## U.S.A.

### Mitutoyo America Corporation

965 Corporate Blvd., Aurora, IL 60502, U.S.A.  
TEL: 1-(630)820-9666 Toll Free No. 1-888-648-8869  
FAX: 1-(630)978-3501

### Headquarters (Aurora) / M<sup>o</sup> Solution Center

965 Corporate Blvd., Aurora, IL 60502, U.S.A.

### Seattle (Renton) Office / M<sup>o</sup> Solution Center

1000 SW 34th St. Suite G, Renton, WA 98057 U.S.A.  
TEL: 1-(888)-648-8869

### Houston Office / M<sup>o</sup> Solution Center

4560 Kendrick Plaza Drive Suite 120 Houston, TX 77032, U.S.A.

TEL: 1-(888)-648-8869 FAX: 1-(281)227-0937

### Cincinnati (Mason) Office / M<sup>o</sup> Solution Center

6220 Hi-Tek Ct., Mason, OH 45040, U.S.A.

TEL: 1-(888)-648-8869 FAX: 1-(513)754-0718

### Detroit (Novi) Office / M<sup>o</sup> Solution Center

46850 Magellan Drive, Suite 100, Novi, MI 48377, U.S.A.

TEL: 1-(888)-648-8869 FAX: 1-(248)-926-0928

### Los Angeles (City of Industry) Office / M<sup>o</sup> Solution Center

16925 E. Gale Ave., City of Industry, CA 91745, U.S.A.

TEL: 1-(888)-648-8869 FAX: 1-(626)369-3352

### Charlotte (Huntersville) Office / M<sup>o</sup> Solution Center

11515 Vanstory Dr., Suite 140, Huntersville, NC 28078, U.S.A.

TEL: 1-(888)-648-8869 FAX: 1-(704)875-9273

### Boston (Marlborough) Office / M<sup>o</sup> Solution Center

753 Forest Street, Suite 110, Marlborough, MA 01752, U.S.A.

TEL: 1-(888)648-8869 FAX: 1-(508)485-0782

### Mitutoyo America Corporation Calibration Lab

965 Corporate Blvd., Aurora, IL 60502, U.S.A.

TEL: 1-(888)-648-8869 FAX: 1-(630)978-6477

### Mitutoyo America Corporation CT-Lab Chicago

965 Corporate Blvd., Aurora, IL 60502, U.S.A.

TEL: 1-(888)-648-8869 FAX: 1-(630)-820-3418

### Mitutoyo Research & Development America, Inc.

11533 NE 118th St., Kirkland, WA 98034-7111, U.S.A.

TEL: 1-(425)821-3906 FAX: 1-(425)821-3228

### Mitutoyo Research & Development America, Inc. - California Office

16925 Gale Ave. City of Industry, CA 91745-1806 U.S.A.

TEL: 1-(425)821-3906 FAX: 1-(425)821-3228

## Canada

### Mitutoyo Canada Inc.

2121 Meadowvale Blvd., Mississauga, Ont. L5N 5N1., CANADA

TEL: 1-(905)821-1261 FAX: 1-(905)821-4968

### Montreal Office

7075 Place Robert-Joncas Suite 129, Montreal, Quebec H4M 2Z2, CANADA

TEL: 1-(514)337-5994 FAX: 1-(514)337-4498

## Brazil

### Mitutoyo Sul Americana Ltda.

### Head office / M<sup>o</sup> Solution Center

Avenida Mimes n° 25 – Loteamento Multivias II, Jardim Ermida I, CEP 13212-216 Jundiaí - SP, BRASIL

TEL: 55 (11) 5643-0004/0041

## Filial Curitiba / M<sup>o</sup> Solution Center

Rua Sergipe, n° 101, Sala A, Bairro Boneca do Iguaçú, São José dos Pinhais – Paraná – BRASIL CEP 83040120  
TEL: 55 (41) 3534-1728

## Argentina

### Mitutoyo Sul Americana Ltda.

### Argentina Branch / M<sup>o</sup> Solution Center

Av. B. Mitre 891/899 – C.P. (B1603CQD) Vicente López –Pcia. Buenos Aires – ARGENTINA

TEL: 54 (11) 4730-1433 FAX: 54 (11) 4730-1411

### Sucursal Cordoba / M<sup>o</sup> Solution Center

Av. Ricchieri 2872 L.4 – B° Jardín – CP X5014OPJ Cordoba, ARGENTINA

TEL: 54 (351) 464-4125

## Mexico

### Mitutoyo Mexicana, S.A. de C.V.

Industria Eléctrica No.15, Parque Industrial, Naucalpan de Juárez, Estado de México C.P.53370, MÉXICO

TEL: 52 (01-55) 5312-5612 FAX: 52 (01-55) 5312-3380

### Monterrey Office / M<sup>o</sup> Solution Center

Blv. Interamericana No. 103, Parque Industrial FINSA, C.P. 66636 Apodaca, N.L., MÉXICO

TEL: 52(01-81) 8398-8227/8228/8242/8244

FAX: 52(01-81) 8398-8226

### Tijuana Office / M<sup>o</sup> Solution Center

Calle José María Velazco 10501-C, Col. Cd. Industrial Nueva Tijuana, C.P. 22500 Tijuana, B.C., MÉXICO

TEL: 52(01-664) 647-5024

### Querétaro Office / M<sup>o</sup> Solution Center

Av. Cerro Blanco No.500-1, Colonia Centro Sur, Querétaro, Querétaro, C.P. 76090, MÉXICO

TEL: 52(01-442)340-8018, 340-8019 and 340-8020

FAX: 52(01-442)340-8017

### Mitutoyo Mexicana, S.A. de C.V. Querétaro Calibration

### Laboratory

Av. Cerro Blanco 500 30 Centro Sur, Querétaro, Querétaro, C.P. 76090, MÉXICO

TEL: 52(01-442)340-8018, 340-8019 and 340-8020

FAX: 52(01-442)340-8017

### Aguascalientes Office / M<sup>o</sup> Solution Center

Av. Aguascalientes No. 622, Local 15 Centro Comercial El Cilindro Fracc. Pulgas Pandas Norte, C.P. 20138,

Aguascalientes, Ags. MÉXICO

TEL: 52(01-449)174-4140 and 174-4143

### Irapuato Office / M<sup>o</sup> Solution Center

Boulevard a Villas de Irapuato No. 1460 L.1 Col. Ejido

Irapuato C.P. 36643

Irapuato, Gto., MÉXICO

TEL: 52(01-462)144-1200 and 144-1400

# Mitutoyo Corporation

20-1, Sakado 1-Chome, Takatsu-ku, Kawasaki-shi, Kanagawa 213-8533, Japan

Tel: +81 (0)44 813-8230 Fax: +81 (0)44 813-8231

Home page: <http://www.mitutoyo.co.jp/global.html>

For the EU Directive, Authorized representative and importer in the EU:

Mitutoyo Europe GmbH

Borsigstrasse 8-10, 41469 Neuss, Germany